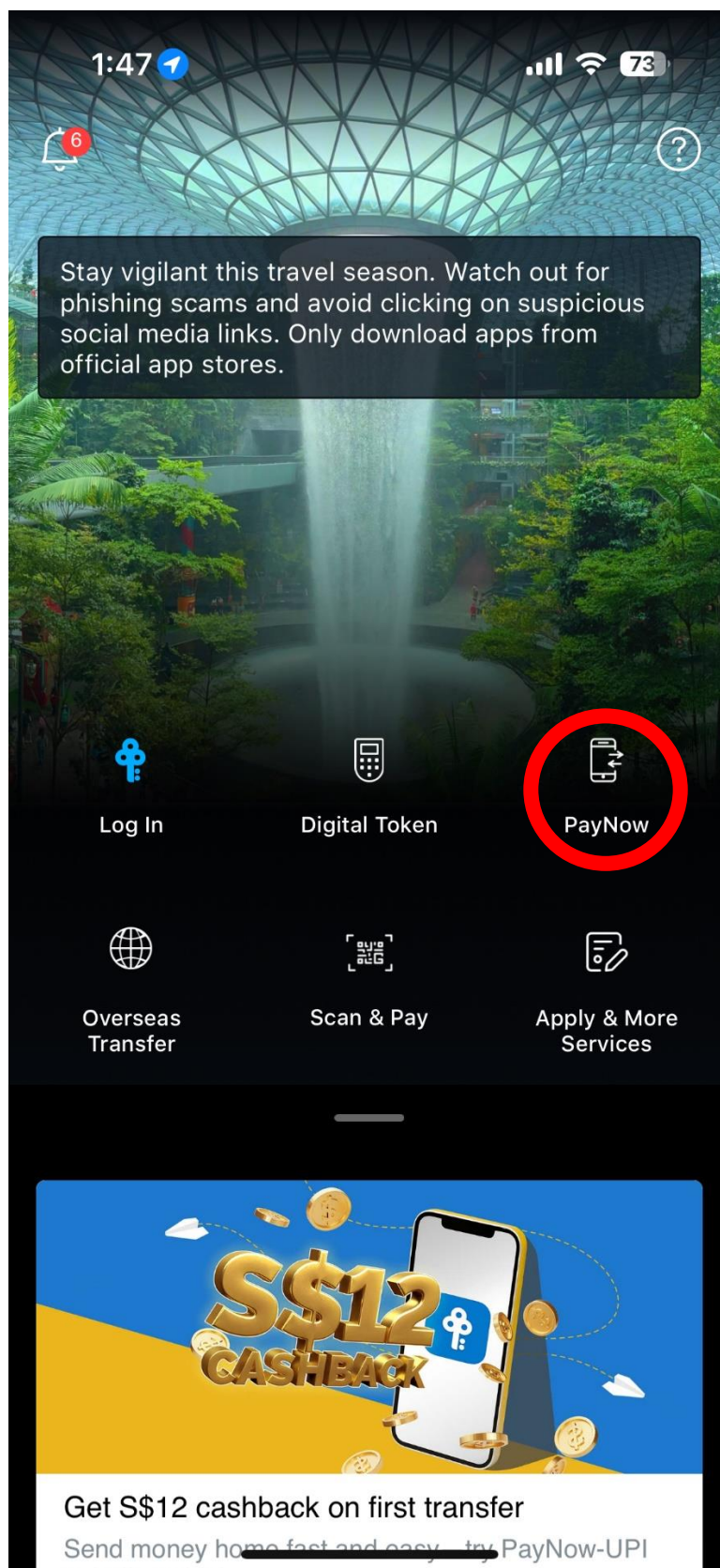
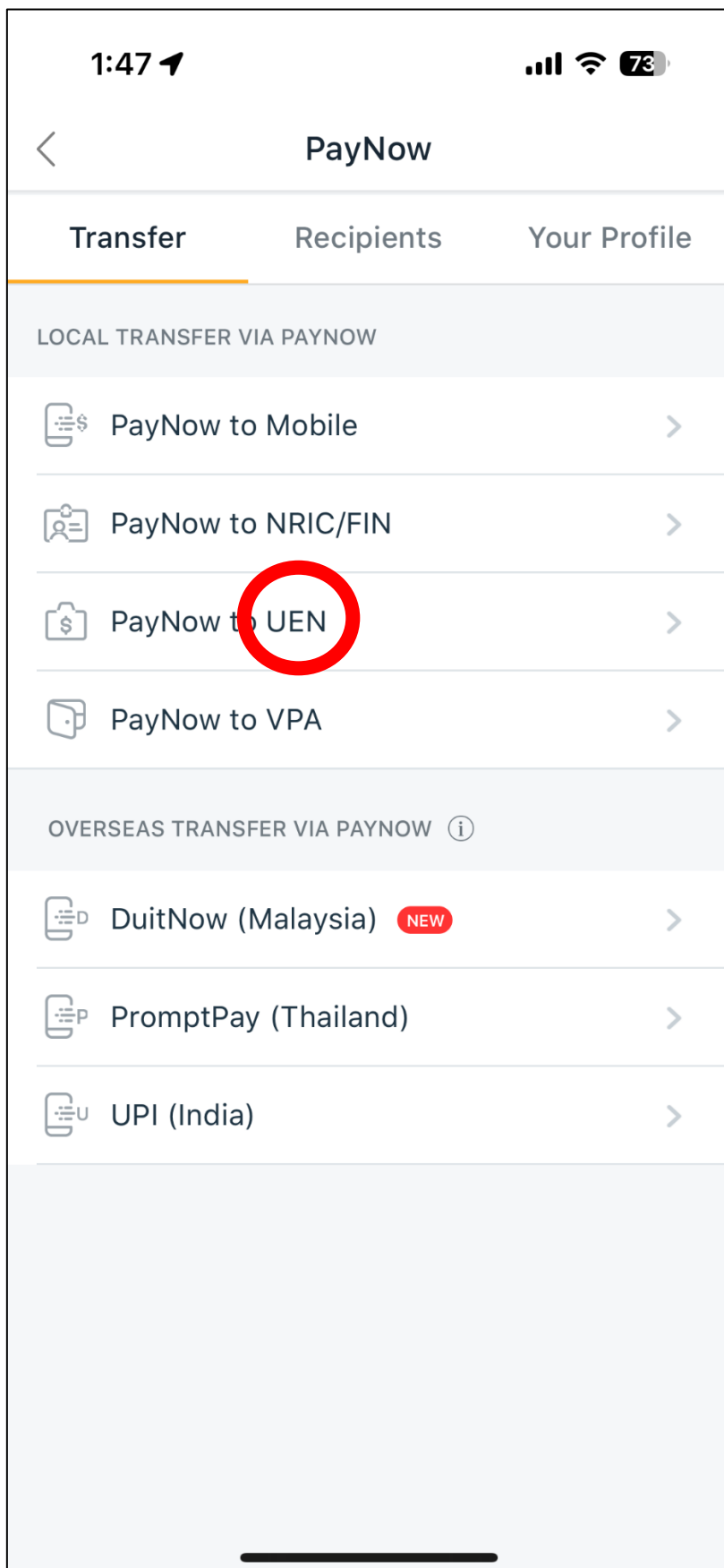


Step 1: Login to PayNow via your Banking App

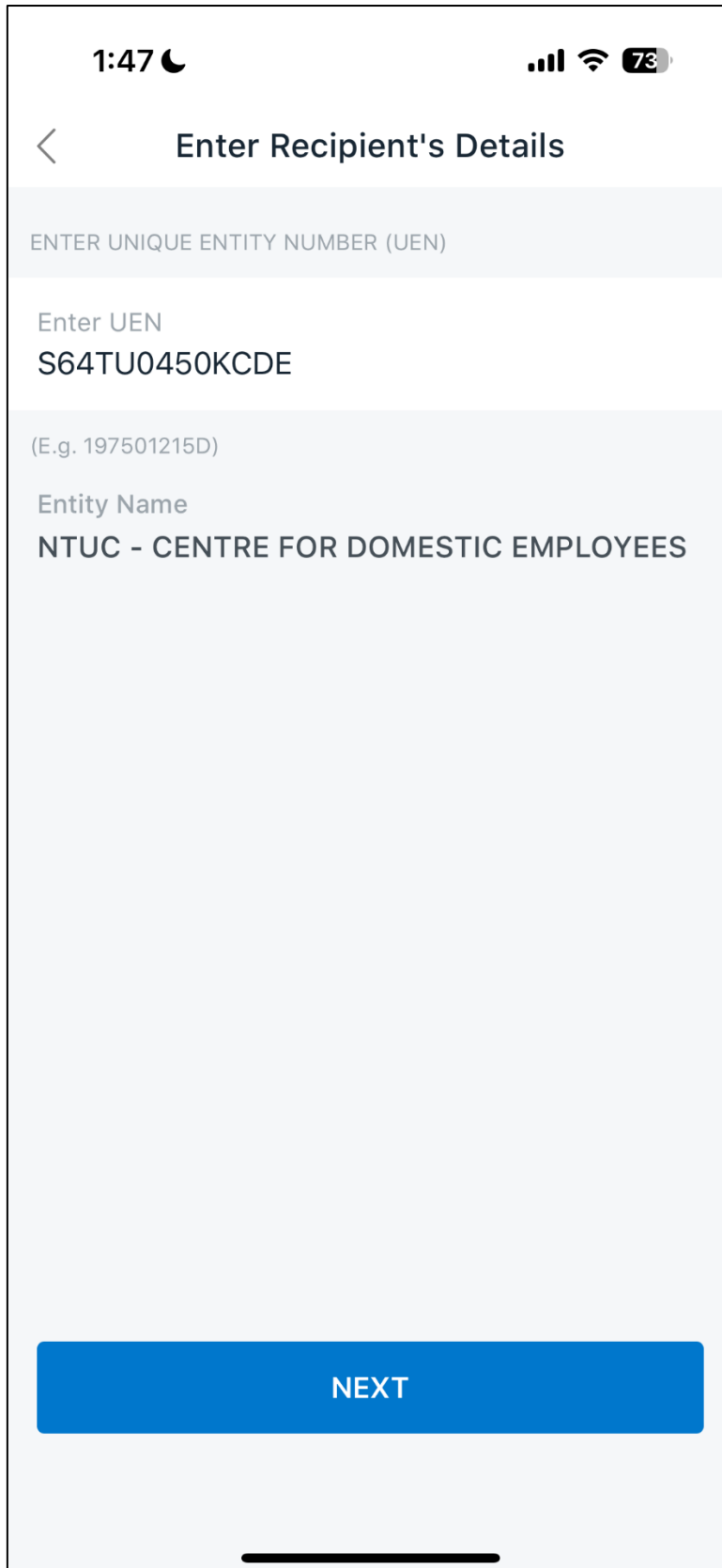


Step 2: Click on “UEN”



Step 3: Insert CDE's UEN

Insert this UEN: S64TU0450KCDE



The screenshot shows a mobile application interface for entering recipient details. At the top, the status bar displays the time 1:47, signal strength, Wi-Fi, and battery level at 73%. The app's title bar shows a back arrow and the text "Enter Recipient's Details". Below this, a light blue section contains the label "ENTER UNIQUE ENTITY NUMBER (UEN)". The input field is labeled "Enter UEN" and contains the text "S64TU0450KCDE". Below the input field, a light blue section contains the label "Entity Name" and the text "NTUC - CENTRE FOR DOMESTIC EMPLOYEES". At the bottom, there is a large blue button with the text "NEXT".

1:47

Enter Recipient's Details

ENTER UNIQUE ENTITY NUMBER (UEN)

Enter UEN
S64TU0450KCDE

(E.g. 197501215D)

Entity Name
NTUC - CENTRE FOR DOMESTIC EMPLOYEES

NEXT

Step 4: Enter Payment Amount to CDE

Pay \$10 for CDE Volunteer

The screenshot shows the 'PayNow to UEN' app interface. At the top, the status bar displays the time 1:48, signal strength, Wi-Fi, and battery level at 73%. The app header shows a back arrow and the title 'PayNow to UEN'. Below the header, there are two account options: 'DBS Multiplier Account' with a red 'X' icon and a blacked-out account number, and 'NTUC - CENTRE FOR DOMESTIC E...' with a blue 'N-' icon and UEN S64TU0450KCDE. The 'Amount In' section is highlighted with a dark blue background and white text, showing 'SGD' and '10.00', with the '10.00' circled in red. Below this, there are fields for 'Authorised' and 'Remaining' with blacked-out values, and a link for 'Change Limit'. The 'TRANSFER DETAILS' section contains a field for 'Enter UEN/Bill Reference No.' with the value 'BCH123D'. Below this is a link for 'What's UEN/Bill Reference Number?'. At the bottom, there is a disclaimer: 'By tapping "Next", you agree to be bound by the Terms & Conditions.' and a large blue 'NEXT' button.

1:48

PayNow to UEN

DBS Multiplier Account

NTUC - CENTRE FOR DOMESTIC E...
UEN S64TU0450KCDE

Amount In
SGD **10.00**

Authorised

Remaining

[Change Limit](#)

TRANSFER DETAILS

Enter UEN/Bill Reference No.
BCH123D

[What's UEN/Bill Reference Number?](#)

By tapping "Next", you agree to be bound by the
[Terms & Conditions.](#)

NEXT


Pay \$20 for non-CDE Volunteer

1:48

73


<

PayNow to UEN



DBS Multiplier Account

>



NTUC - CENTRE FOR DOMESTIC E...

UEN S64TU0450KCDE

Amount In

SGD

20.00

Authorised

Remaining

[Change Limit](#)

TRANSFER DETAILS

Enter UEN/Bill Reference No.

BCH123D

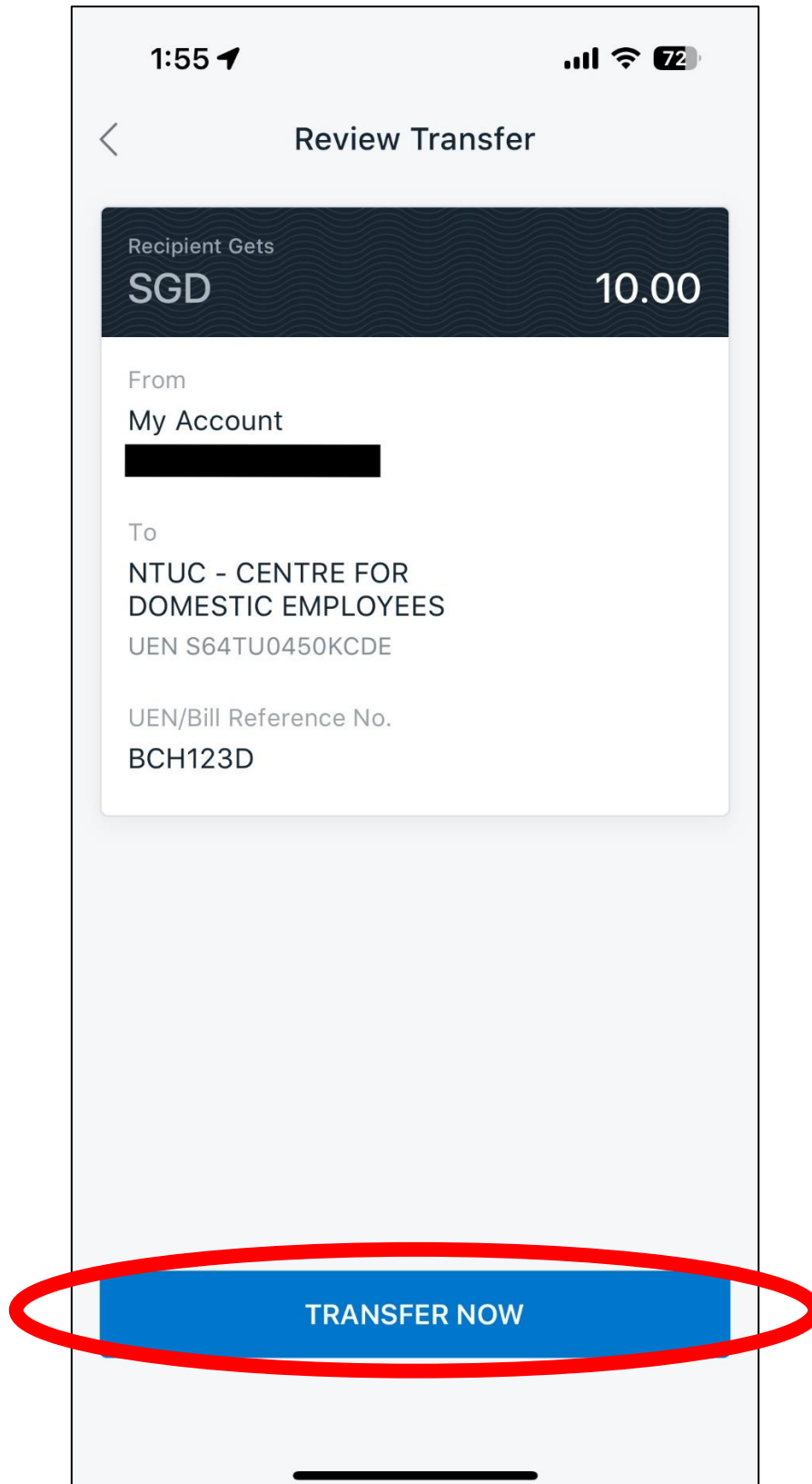
[What's UEN/Bill Reference Number?](#)

By tapping "Next", you agree to be bound by the [Terms & Conditions.](#)

NEXT

Step 5: Complete Payment to CDE

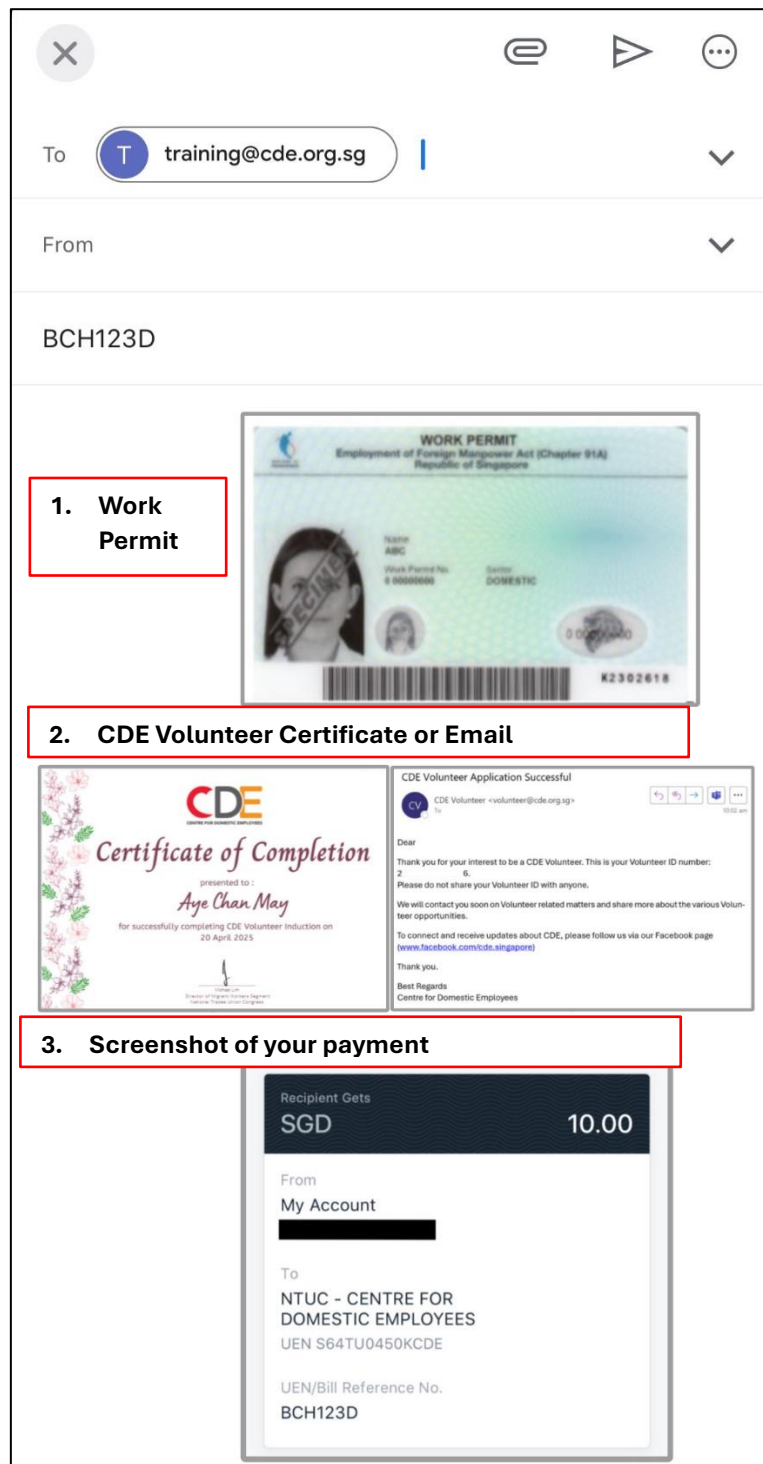
1. Click “Transfer Now”
2. Screenshot the payment page



[CDE Volunteer] Step 6: Email Work Permit and Payment Page to CDE

For CDE Volunteer: Attachments to include in your email to CDE:

- 1. Work Permit Photo**
- 2. CDE Volunteer Status**
- 3. Payment Page**



[Non-CDE Volunteer] Step 6: Email Work Permit and Payment Page to CDE

For Non-CDE Volunteer: Attachment to include in your email to CDE:

1. Work Permit Photo

2. Payment Page

