

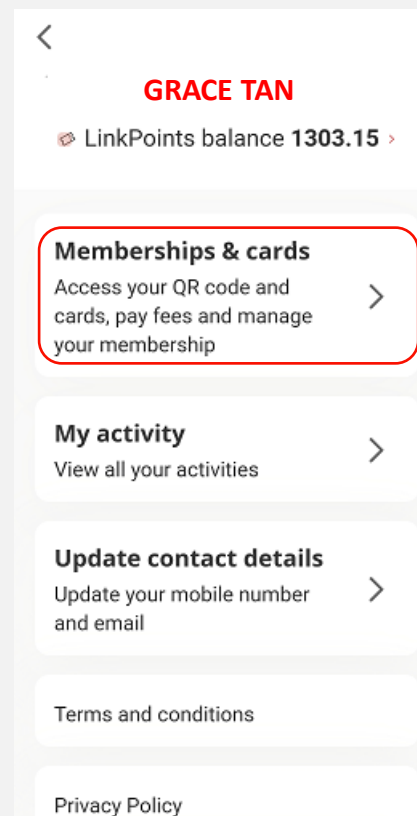

Payment Set up via MyNTUC App

Download MyNTUC App at Apple or Google Play store.

Login to MyNTUC App to begin

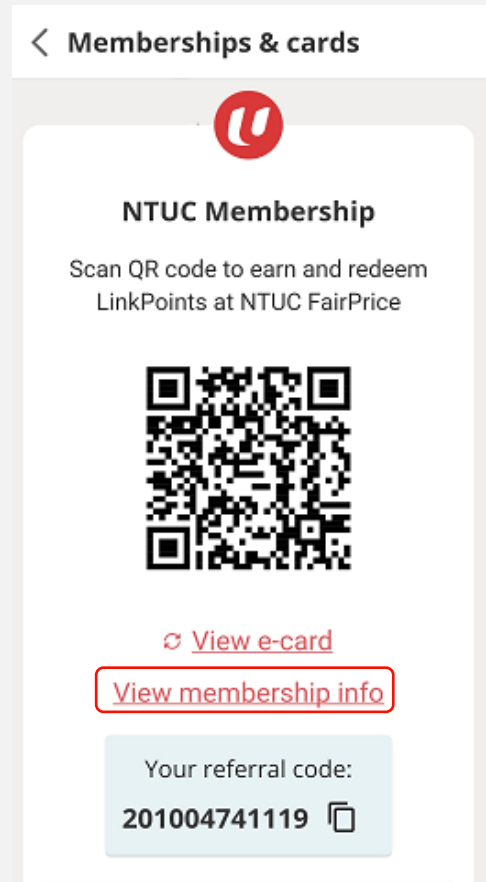
#1 Click on the profile icon on the top right corner

#2 Click on Memberships & cards

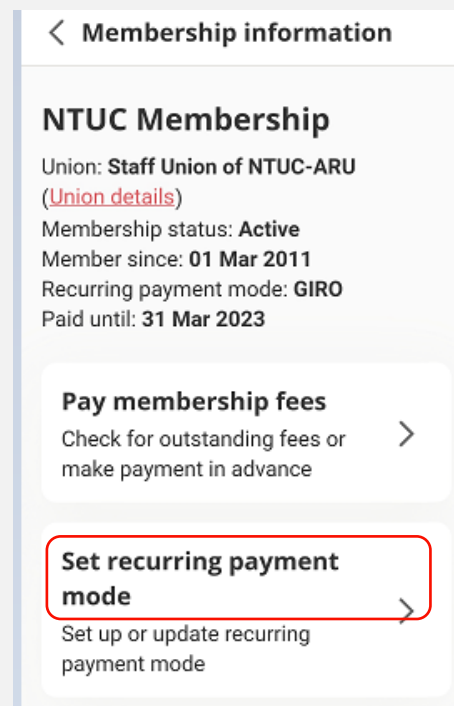


Payment Set up via MyNTUC App

#3 Click on View Membership Info



#4 Click on Set Recurring Payment Mode



Payment Set up via MyNTUC App

#5 Click on Card Payment

Payment **ntuc**
National Trades Union Congress

Set Up Recurring Payment

Pay to : National Trades Union
Merchant : Congress (NTUC)
Reference : OTH2023041108764850B7
No

Please select your payment method

Card Payment **VISA** **MasterCard** >

GIRO **DBS** **POSB** >

Cancel

#6 Complete your payment and look out for the Transaction Successful message.

A confirmation will be sent to your registered email.

End ■

Payment Summary **ntuc**
National Trades Union Congress

Transaction Successful!

Reference No : OTH20221017039958E905
Payment Method : Card Payment

Your recurring payment has been set up successfully.

Please click [here](#) if you are not redirected back to merchant screen in 11 seconds